



○ PARKING LEVEL  
NOT TO SCALE



○ GROUND FLOOR  
NOT TO SCALE

**UNIT**  
**01**  
1413 SQ FT

**PARKING LEVEL**


- 1. SINGLE CAR GARAGE 20'-10" x 11'-6"
- 2. BIKE STORAGE 17'-10" x 10'-6"
- 3. STORAGE ROOM 10'-5" x 4'-0"

**GROUND FLOOR**

- 4. KITCHEN 14'-11" x 12'-0"
- 5. POWDER ROOM 5'-11" x 5'-0"
- 6. DINING 11'-4" x 6'-6"
- 7. LIVING 11'-4" x 9'-6"

**SECOND FLOOR**

- 8. PRINCIPAL BEDROOM 11'-10" x 9'-10"
- 9. WALK IN CLOSET 9'-8" x 4'-8"
- 10. PRINCIPAL ENSUITE 8'-3" x 5'-0"
- 11. BEDROOM 2 9'-11" x 9'-0"
- 12. BEDROOM 3 10'-7" x 8'-11"
- 13. SHARED BATH 8'-4" x 5'-2"




○ SECOND FLOOR  
NOT TO SCALE





○ PARKING LEVEL  
NOT TO SCALE



○ GROUND FLOOR  
NOT TO SCALE



○ SECOND FLOOR  
NOT TO SCALE



## UNIT 02

1207 SQ. FT.

### PARKING LEVEL

1. SINGLE CAR GARAGE	20'-10"	x	13'-4"
2. STORAGE ROOM	7'-7"	x	2'-8"
3. CRAWL SPACE	14'-5"	x	13'-3"

### GROUND FLOOR

4. LIVING	10'-3"	x	8'-4"
5. DINING	10'-4"	x	9'-3"
6. KITCHEN	14'-8"	x	9'-3"
7. POWDER ROOM	6'-9"	x	3'-2"

### SECOND FLOOR

8. PRINCIPAL BEDROOM	10'-3"	x	9'-7"
9. PRINCIPAL ENSUITE	7'-6"	x	5'-0"
10. WALK IN CLOSET	6'-8"	x	4'-7"
11. BEDROOM 2	8'-10"	x	8'-8"
12. BEDROOM 3	11'-11"	x	8'-10"
13. SHARED BATH	8'-4"	x	6'-6"





# UNIT 03

1405 SQ FT

## PARKING LEVEL

1. SINGLE CAR GARAGE	21'-6"	x	12'-6"
2. BIKE STORAGE	9'-10"	x	8'-0"
3. STORAGE ROOM	9'-10"	x	3'-9"
4. CRAWL SPACE	24'-4"	x	12'-4"

## GROUND FLOOR

5. KITCHEN	16'-4"	x	15'-10"
6. LIVING	15'-11"	x	15'-10"
7. DINING	11'-2"	x	6'-10"
8. PRINCIPAL BEDROOM	11'-2"	x	10'-10"
9. PRINCIPAL ENSUITE	9'-10"	x	5'-2"
10. WALK IN CLOSET	8'-0"	x	5'-7"
11. BEDROOM 2	12'-0"	x	9'-6"
12. BEDROOM 3	10'-6"	x	10'-2"
13. SHARED BATH	9'-0"	x	5'-0"



○ PARKING LEVEL  
NOT TO SCALE



○ GROUND FLOOR  
NOT TO SCALE

THE DEVELOPER RESERVES THE RIGHT TO MAKE CHANGES TO THE INFORMATION CONTAINED HEREIN WITHOUT PRIOR NOTICE. DIMENSIONS, SIZES, AREAS, SPECIFICATIONS, LAYOUTS AND MATERIALS ARE APPROXIMATE ONLY AND SUBJECT TO CHANGE WITHOUT NOTICE.



# UNIT 04

1342 SQ FT

## PARKING LEVEL

1. SINGLE CAR GARAGE	21'-6"	x	12'-10"
2. BIKE STORAGE	9'-9"	x	8'-6"
3. STORAGE ROOM	9'-9"	x	3'-10"
4. CRAWL SPACE	24'-4"	x	12'-10"

## GROUND FLOOR

5. KITCHEN	15'-2"	x	13'-5"
6. LIVING	12'-3"	x	12'-1"
7. DINING	13'-0"	x	8'-9"
8. PRINCIPAL BEDROOM	15'-6"	x	8'-9"
9. PRINCIPAL ENSUITE	10'-11"	x	7'-4"
10. WALK IN CLOSET	11'-2"	x	4'-6"
11. BEDROOM 2	11'-5"	x	8'-9"
12. BEDROOM 3	7'-2"	x	5'-2"
13. SHARED BATH	10'-5"	x	5'-0"



○ PARKING LEVEL  
NOT TO SCALE



○ SECOND FLOOR  
NOT TO SCALE

THE DEVELOPER RESERVES THE RIGHT TO MAKE CHANGES TO THE INFORMATION CONTAINED HEREIN WITHOUT PRIOR NOTICE. DIMENSIONS, SIZES, AREAS, SPECIFICATIONS, LAYOUTS AND MATERIALS ARE APPROXIMATE ONLY AND SUBJECT TO CHANGE WITHOUT NOTICE.





○ GROUND FLOOR  
NOT TO SCALE



○ SECOND FLOOR  
NOT TO SCALE



○ PARKING LEVEL  
NOT TO SCALE

# UNIT 05

1503 SQ FT

## GROUND FLOOR

- 1. LIVING 16'-5" x 14'-5"
- 2. DINING 11'-5" x 11'-4"
- 3. KITCHEN 16'-5" x 8'-8"
- 4. POWDER ROOM 5'-7" x 5'-0"

## SECOND FLOOR

- 6. PRINCIPAL BEDROOM 11'-9" x 9'-2"
- 7. PRINCIPAL ENSUITE 7'-6" x 5'-0"
- 8. WALK IN CLOSET 7'-5" x 4'-5"
- 9. BEDROOM 2 11'-2" x 10'-3"
- 10. BEDROOM 3 10'-3" x 9'-4"
- 11. SHARED BATH 7'-9" x 5'-9"

## PARKING LEVEL

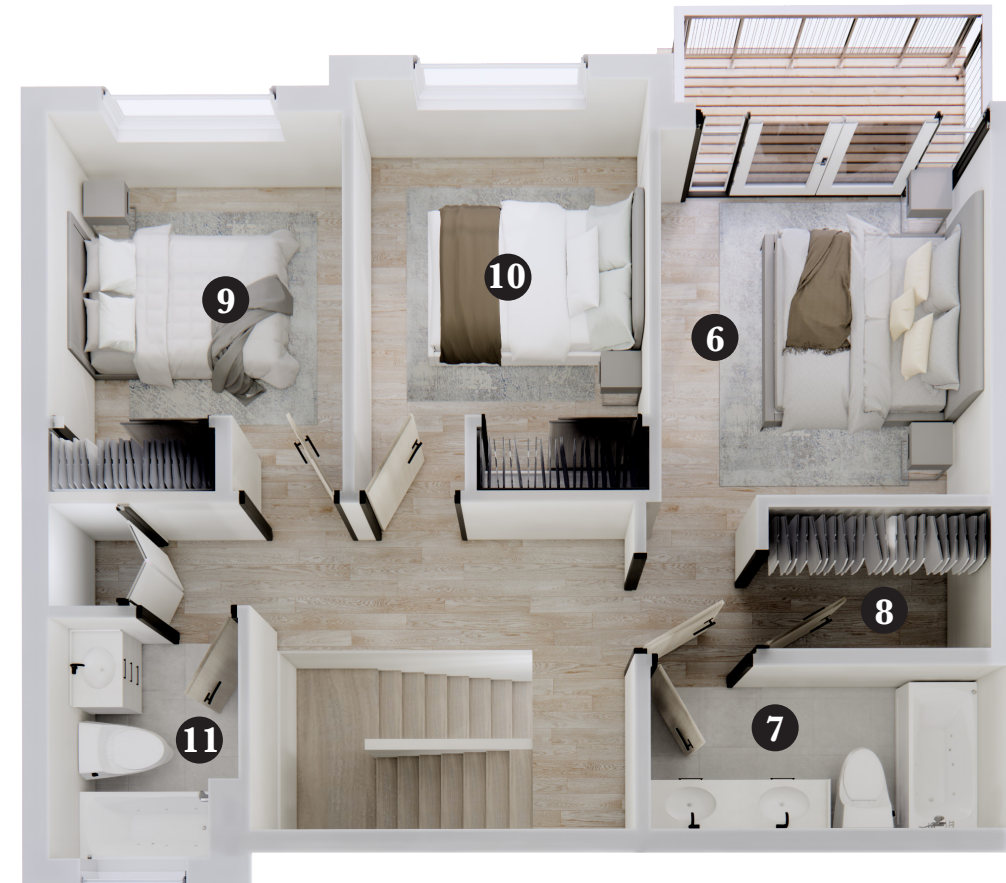
- 12. SINGLE CAR GARAGE 21'-6" x 12'-6"
- 13. BIKE STORAGE 9'-9" x 8'-0"
- 14. STORAGE ROOM 9'-9" x 3'-11"
- 15. CRAWL SPACE 22'-4" x 12'-4"







○ GROUND FLOOR  
NOT TO SCALE



○ SECOND FLOOR  
NOT TO SCALE



○ PARKING LEVEL  
NOT TO SCALE

# UNIT 06

1355 SQ FT

## GROUND FLOOR

- 1. KITCHEN 11'-0" x 10'-6"
- 2. LIVING 11'-2" x 10'-4"
- 3. DINING 7'-11" x 7'-8"
- 4. POWDER ROOM 5'-0" x 4'-8"
- 5. PRIVATE DECK 19'-5" x 16'-3"

## SECOND FLOOR

- 6. PRINCIPAL BEDROOM 11'-5" x 10'-4"
- 7. PRINCIPAL ENSUITE 11'-4" x 5'-0"
- 8. WALK IN CLOSET 6'-11" x 4'-8"
- 9. BEDROOM 2 10'-6" x 9'-2"
- 10. BEDROOM 3 9'-6" x 9'-3"
- 11. SHARED BATH 7'-6" x 5'-11"

## PARKING LEVEL

- 12. SINGLE CAR GARAGE 21'-3" x 10'-2"
- 13. BIKE STORAGE 9'-10" x 5'-9"
- 14. STORAGE ROOM 9'-10" x 3'-10"
- 15. CRAWL SPACE 25'-2" x 15'-5"







○ GROUND FLOOR  
NOT TO SCALE



○ SECOND FLOOR  
NOT TO SCALE



○ PARKING LEVEL  
NOT TO SCALE

# UNIT 07

1246 SQ. FT

## GROUND FLOOR

- 1. LIVING 13'-4" x 8'-2"
- 2. DINING 11'-0" x 8'-0"
- 3. KITCHEN 11'-0" x 9'-10"
- 4. POWDER ROOM 5'-7" x 5'-1"

## SECOND FLOOR

- 5. PRINCIPAL BEDROOM 10'-9" x 10'-6"
- 6. PRINCIPAL ENSUITE 11'-4" x 5'-0"
- 7. WALK IN CLOSET 6'-6" x 4'-2"
- 8. BEDROOM 2 11'-3" x 8'-10"
- 9. BEDROOM 3 9'-8" x 8'-9"
- 10. SHARED BATH 8'-6" x 5'-7"

## PARKING LEVEL

- 11. SINGLE CAR GARAGE 11'-0" x 10'-6"
- 12. BIKE STORAGE 11'-2" x 10'-4"
- 13. STORAGE ROOM 7'-11" x 7'-8"
- 14. CRAWL SPACE 5'-0" x 4'-8"

